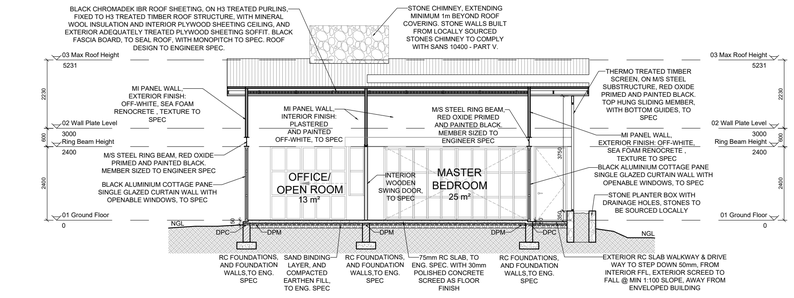


SECTION AA 1:100

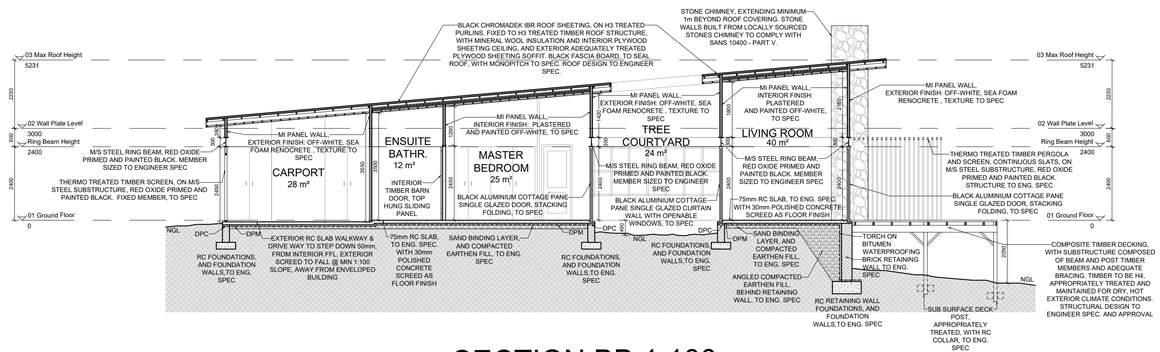


SECTION BB 1:100

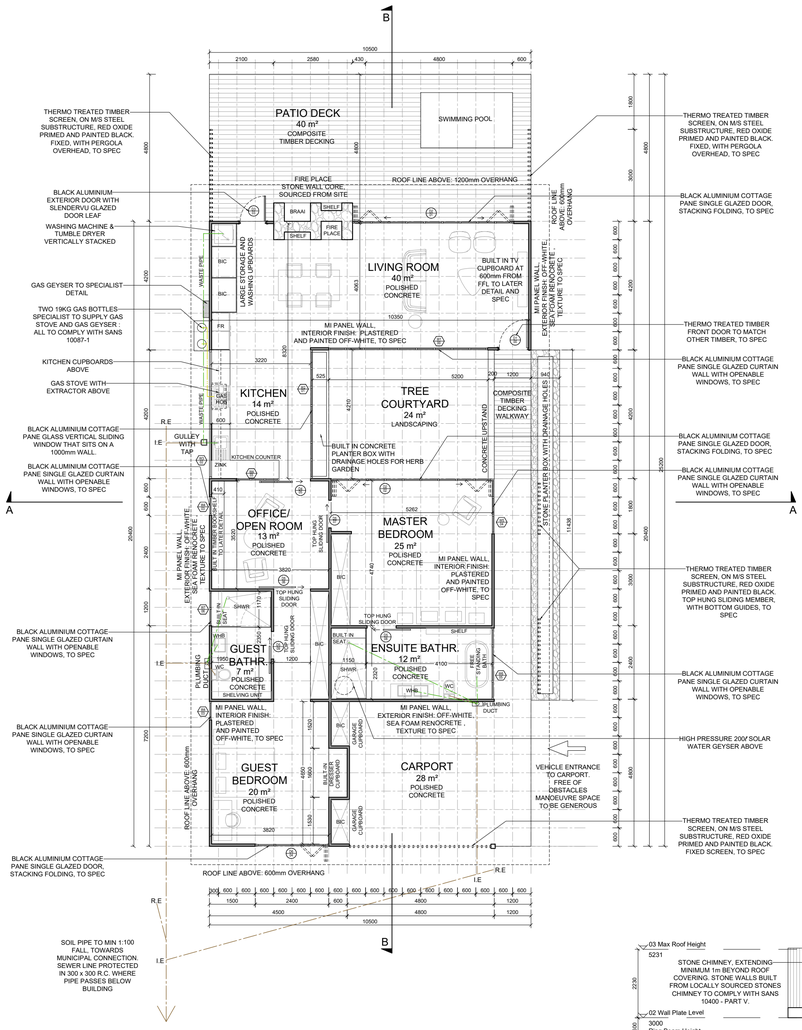


GROUND FLOOR PLAN
1:100

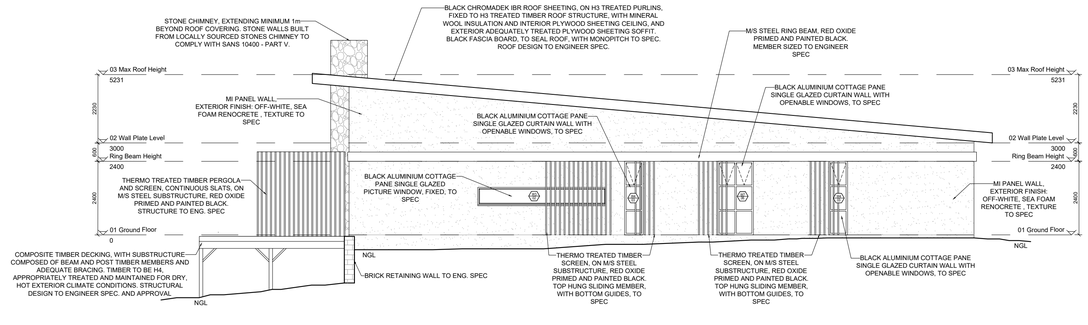


WEST ELEVATION 1:100

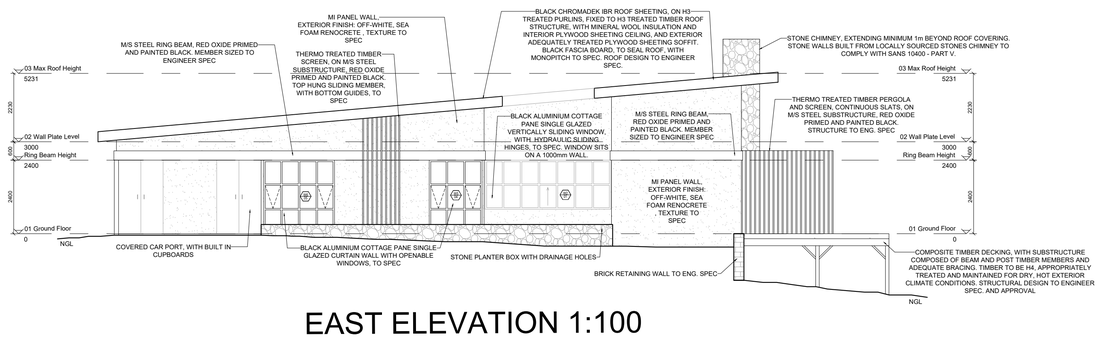


EAST ELEVATION 1:100

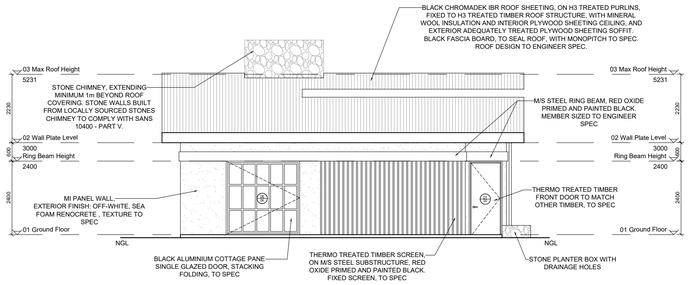


SOUTH ELEVATION 1:100

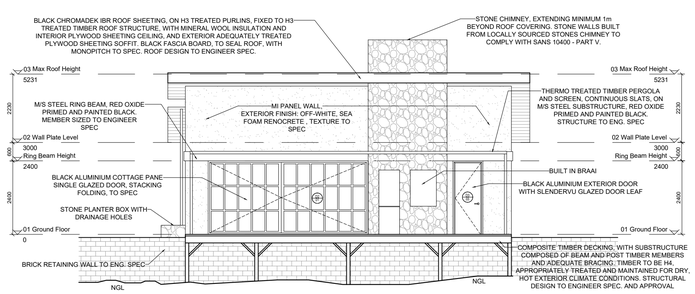


NORTH ELEVATION 1:100

- All work is to be done in accordance with the SANS 10400 National Building Regulations.
- All materials and workmanship are to comply with the relevant SANS 10400 codes and or the specified international codes where applicable in the Architectural specifications.
- The contractor shall in all aspects of the works comply with the provisions of the Occupational Health and Safety Act, 1993 (Act No 85 of 1993) and any regulations promulgated in terms of that Act or the Factories Machinery and Building Works Act of 1941.
- The contractor shall set up, document and maintain a quality assurance and quality control system, in accordance with SANS 9001/ISO 9001, able to be checked to the satisfaction of the Architect, that all materials and workmanship, whatever their sources, meet the requirements of the Specification.
- This drawing must be read in conjunction with all the relevant drawings, schedules and specifications from the architect and all other consultants related to the project.
- All portions of the works related to any service or consultant's information is to be done in accordance with the National Building Regulations.
- This drawing is not to be scaled. Figured dimensions to be used. All dimensions are in millimeters unless otherwise stated.
- All dimensions and levels must be checked on site by the contractor before putting work in hand.
- All work to be executed by competent persons qualified for the specific trade.
- Copyright Reserved

| REVISION | DATE | DESCRIPTION |
|---|---|---|
| 01 | 2023/07/31 | RIVER UNIT DESIGN DRAWINGS |

PROJECT:

NEW DWELLING

# CROCODILE RIVER RETREAT

PORTION 10 OF 8, OF THE FARM M'HLATI 169 J.U

MALELANE,

**COPYRIGHT RESERVED**

**FLOWSTONE STUDIO**
16 Second Street, Menlo Park, Pretoria, 0081
+27 61 386 4881 | +27 79 696 6612
zanre@flowstonestudio.com | mia@flowstonestudio.com

DRAWING TITLE:

## FLOOR PLAN, SECTIONS & ELEVATIONS

| DRAWING NUMBER: | | REVISION: |
|---|---|---|
| 28_01_05 | | 01 |
| DRAWN BY: | CHECKED: | ENGINEER: |
| Z VAN DER WALT<br>Reg. No: CANT72840065 | M PULLES | |
| SIGNATURE | SIGNATURE | SIGNATURE |
| | | |
| DATE | DATE: | DATE: |
| 2023/07/31 | 2023/07/31 | |
| DRAWING STATUS: | | |
| Info only | Tender | For construc. |